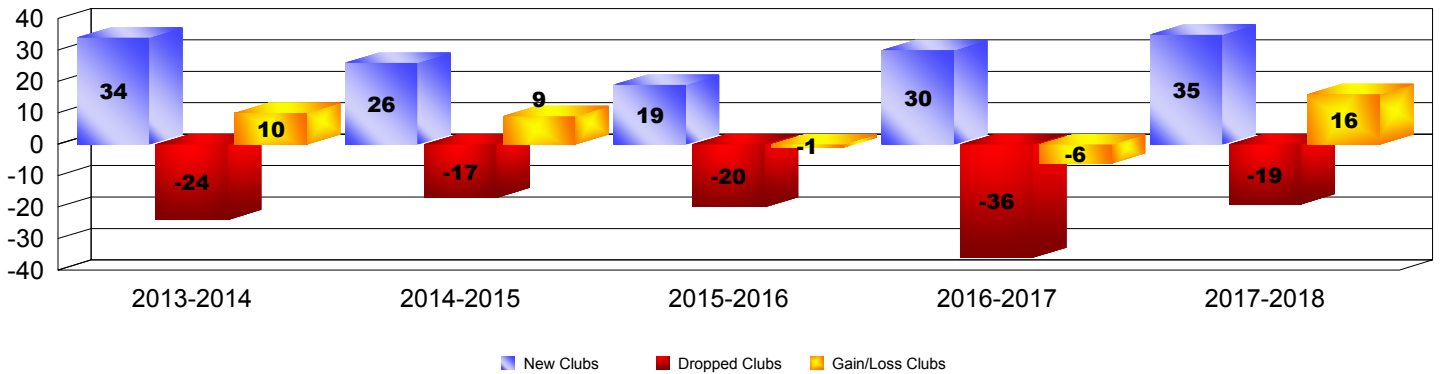
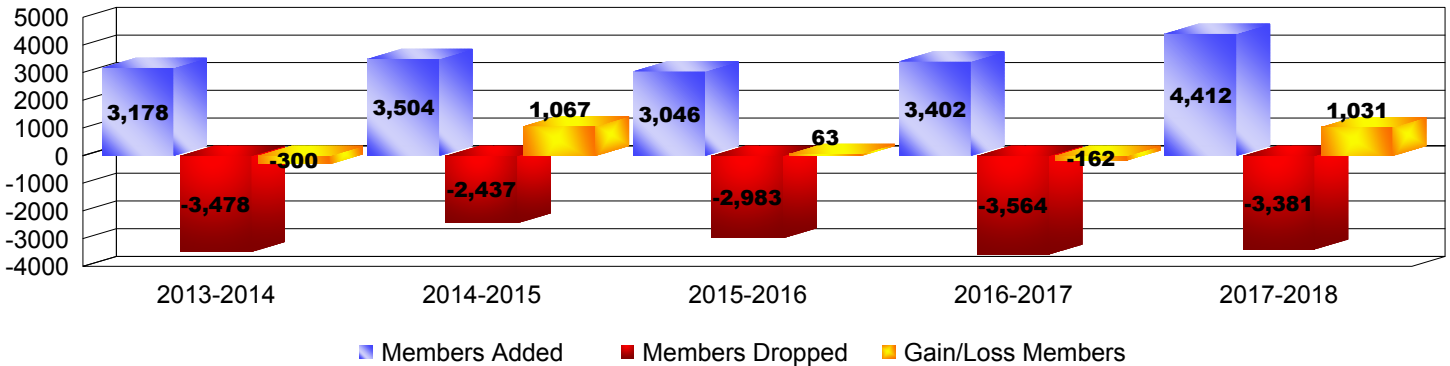


Year	New Clubs	Dropped Clubs	Gain/Loss Clubs	New Members	Charter Members	Reinstate Members	Transfer Members	Total Member Added	Total Members Dropped	Gain/Loss Members
2013-2014	34	-24	10	1812	983	350	33	3178	-3478	-300
2014-2015	26	-17	9	2471	762	220	51	3504	-2437	1067
2015-2016	19	-20	-1	1982	853	156	55	3046	-2983	63
2016-2017	30	-36	-6	2189	844	330	39	3402	-3564	-162
2017-2018	35	-19	16	3127	987	252	46	4412	-3381	1031
<b>Average</b>	<b>29</b>	<b>-23</b>	<b>6</b>	<b>2316</b>	<b>886</b>	<b>262</b>	<b>45</b>	<b>3508</b>	<b>-3169</b>	<b>340</b>

**Clubs**




**Members**



**Membership Composition**

June 2018 Cumulative



**Gender Comparison**

June 2018 Cumulative

